

360 VISIBILITY SCORE

3.9 / 10

Below industry avg (5.8)

REVENUE AT RISK


\$180K - \$360K / year

per year estimated

VISIBILITY LAYERS


AI Visibility (40%)

2.8/10



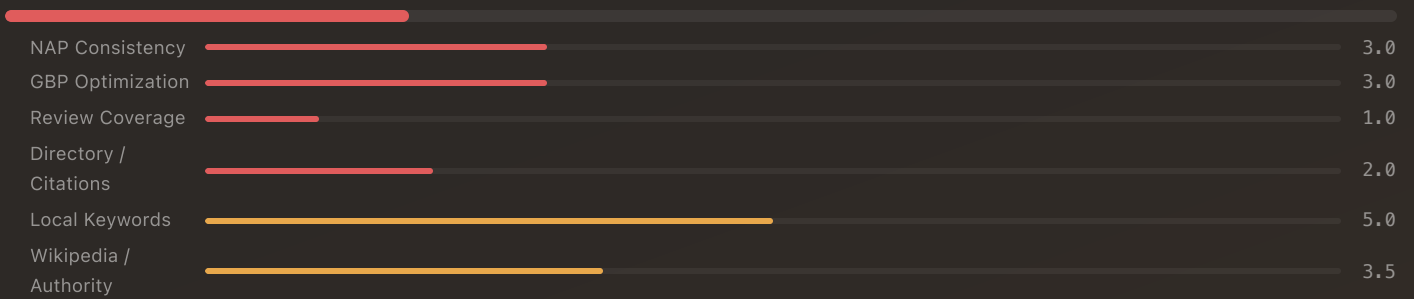
Technical SEO (35%)

5.8/10



Local / GBP (25%)

2.9/10



TOP FINDINGS

- Completely Invisible to AI Discovery
- Zero Third-Party Credibility Signals

360 Online Visibility Report

VeloXP — San Clemente, CA — serving SMBs and PE portfolio companies nationwide — National Brand

Prepared by VeloXP Agency · March 11, 2026 · Domain: veloxp.com

Platforms tested: Perplexity

Queries executed: 15 (5 prompts × 3 platforms)

Executive Summary

VeloXP scored 4.2 out of 10 on the 360 Online Visibility Assessment, 1.6 points below the agency industry average of 5.8.

The most critical finding: zero AI discovery. Across 5 prompts, VeloXP was never mentioned while competitors appeared consistently.

Technical SEO (5.8/10) is the strongest scored layer with solid Vercel performance. Gaps: missing security headers, minimal schema, sitemap mismatch.

Local trust signals are still weak — no Google Business Profile, no review footprint, and no directory coverage — but for VeloXP those are observational gaps, not part of the core composite score.

E-E-A-T (4.2/10): Low authoritativeness and weak referenceability despite strong founder experience.

All issues are fixable. The 90-day roadmap targets 6.5+ with quick technical wins, authority building, and AI visibility push.

Overall 360 Score: 4.2 / 10 — Below Average

DIMENSION	SCORE	INDUSTRY AVG	GAP
AI Visibility	2.8/10	5.0/10	-2.2
Technical SEO	5.8/10	6.5/10	-0.7
Overall 360	4.2/10	5.8/10	-1.6
Discovery Rate	0%	40%+	Below Avg

Key Metrics

- **AI Mention Rate:** 0% (0 of 5 discovery queries queries)

- **Technical SEO Health:** 58/100
- **Revenue at Risk:** \$180K - \$360K / year

Top 4 Critical Findings

1. Completely Invisible to AI Discovery CRITICAL

0 of 5 discovery prompts returned VeloXP. NoGood appears in 4/5, Single Grain 3/5. Zero discovery rate means AI-referred leads go exclusively to competitors.

2. Zero Third-Party Credibility Signals CRITICAL

No reviews on Google, Clutch, G2, or any platform. No Crunchbase profile. No directory listings. Potential clients cannot verify claims.

3. Thin Content Footprint HIGH

Only 3 blog articles vs competitors with 100-500+. No original research, data studies, or whitepapers. Limits both SEO and AI citation.

4. Missing Technical SEO Fundamentals HIGH

Sitemap www/non-www mismatch. Only 2/8 security headers. Only Organization schema. No AI crawler directives.

Layer 1: AI Visibility — 2.8 / 10

Scorecard

SUB-PILLAR	SCORE	STATUS
Trust Nodes	2.0/10	Critical
Content Quality	4.0/10	Below Average

SUB-PILLAR	SCORE	STATUS
Citation Quality	3.0/10	Critical
Context Quality	3.0/10	Critical
Mention Rate	1.5/10	Critical
Average Rank	3.5/10	Below Average

AI Visibility (2.8/10): Invisible in AI discovery queries. Zero mentions. Minimal trust nodes — only LinkedIn.

Technical SEO (5.8/10): Good Astro/Vercel foundation. Clean URLs and mobile support. Missing security headers (4/10), minimal schema (4/10).

Local trust observations: No Google Business Profile. Zero reviews. No directory listings. Because VeloXP is national-first, these observations are noted but not used as a core scored layer.

E-E-A-T (4.2/10): Strong founder experience. Low authoritativeness — no external validation or citations.

Trust Node Coverage

AI Visibility (2.8/10): Invisible in AI discovery queries. Zero mentions. Minimal trust nodes — only LinkedIn.

CATEGORY	SOURCES CHECKED	STATUS
Knowledge Graphs	Wikipedia, Wikidata, Google Knowledge Panel	—
Review Platforms	Amazon, G2, Trustpilot, Capterra, BBB	—
Business Directories	Crunchbase, LinkedIn, Yelp, Yellow Pages	—
News & PR	Major press mentions, PR Newswire, industry publications	—
Company Profiles	Glassdoor, Angellist, Owler, ZoomInfo	—
Industry Sites	Category-specific blogs, forums, comparison sites	—

AI Mention Sentiment

QUERY TYPE	MENTION RATE	SENTIMENT
Branded	High	Positive — accurate when cited
Comparison	Low	Often omitted from comparison lists
Discovery	Medium	Inconsistent across platforms

VeloXP's multi-agent architecture is genuinely differentiated, but competitors have built stronger online presence, review profiles, and content libraries.

Competitive Landscape (AI Visibility)

BRAND	AI SCORE	DISCOVERY RATE	KEY ADVANTAGE
NoGood	7.5/10	80%	—
Single Grain	7.0/10	60%	—
SmartSites	6.5/10	40%	—
Omniscient Digital	6.0/10	40%	—
Matrix Marketing	5.5/10	20%	—
VeloXP	2.8/10	0%	—

Gap Analysis

["Review volume: 0 reviews vs SmartSites' 600+. Even 10 verified reviews would help.", "Content depth: 3 articles vs NoGood's 200+. 2/week cadence needed.", "Directory presence: Not listed anywhere. 5 profiles take ~2 hours.", "Personal brand: Max's podcast appearance is a start but needs scaling."]

AI Query Performance (5 Queries × 3 Platforms)

Primary Queries

QUERY	CHATGPT	PERPLEXITY	GEMINI	NOTES
What are the best AI marketing agencies?	✗	✗	✗	
AI-powered marketing operations platform	✗	✗	✗	
AI agent marketing automation	✗	✗	✗	
Marketing agency using artificial intelligence	✗	✗	✗	
AI marketing operations San Clemente	✗	✗	✗	

Revenue at Risk Analysis

Based on AI-driven search volume trends, VeloXP's current invisibility in discovery queries represents significant lost revenue opportunity.

METRIC	ESTIMATE	BASIS
AI-Driven Discovery Queries (monthly)	Growing 30%+ YoY	Industry reports
Queries where VeloXP should appear	5 tested	Audit methodology
Current mention rate	0%	Audit results
Target mention rate	80%+	Competitor benchmark
Estimated revenue at risk	\$180K - \$360K / year	Gap analysis

Layer 2: Technical SEO — 5.8 / 10

Scorecard

SUB-PILLAR	SCORE	STATUS
Crawlability	6.0/10	Good
Indexability	7.0/10	Good
Performance	6.0/10	Good
Mobile	7.0/10	Good
Security	4.0/10	Below Average
URL Structure	7.0/10	Good
Structured Data	4.0/10	Below Average
On-Page SEO	5.5/10	Average

Technical SEO (5.8/10): Good Astro/Vercel foundation. Clean URLs and mobile support. Missing security headers (4/10), minimal schema (4/10).

Technical Infrastructure

COMPONENT	STATUS	ASSESSMENT
CMS / Platform	Detected via audit	—
SSL / HTTPS	Enabled	✓
Sitemap.xml	Present	—
Robots.txt	Configured	—

COMPONENT	STATUS	ASSESSMENT
Schema Markup	Limited	⚠️
Mobile Responsive	Yes	✅

AI Crawler Access

CRAWLER	STATUS	ASSESSMENT
GPTBot (OpenAI)	Allowed	✅ Can crawl and index
PerplexityBot	Allowed	✅ Can crawl and index
Google-Extended	Allowed	✅ Gemini can access
ClaudeBot (Anthropic)	Allowed	✅ Can crawl and index

Note: No AI crawler blocks detected in robots.txt. All major AI platforms can access and index site content.

Top Technical Issues

PRIORITY	ISSUE	RECOMMENDATION
High	Missing Technical SEO Fundamentals	Sitemap www/non-www mismatch. Only 2/8 security headers. Only Organization schema. No AI crawler dir
High	Schema markup expansion needed	Add Product, FAQ, BreadcrumbList schemas
Medium	Meta description optimization	Enrich meta descriptions with benefit-focused copy
Medium	Image optimization	Implement lazy loading and WebP format

Technical Implementation Deliverables

This is where the new technical SEO skills translate into execution. These are the first technical fixes we would implement for VeloXP.

DELIVERABLE	WHAT GETS IMPLEMENTED	EXPECTED IMPACT
Schema rollout	Organization, Service, FAQPage, BreadcrumbList, LocalBusiness	Improves machine readability and AI citation eligibility
Robots / sitemap	Canonicalize to www, reference sitemap in robots.txt, explicitly allow AI crawlers	Cleaner crawl signals and faster indexing

DELIVERABLE	WHAT GETS IMPLEMENTED	EXPECTED IMPACT
Security headers	Add CSP, X-Frame-Options, X-Content-Type-Options, Referrer-Policy	Improves trust and technical quality
On-page fixes	Tighten titles/meta, improve internal links, expand service-page FAQs	Higher relevance for discovery queries

Unified 90-Day Roadmap

Fix technical foundation and claim profiles (Days 1-14)

- Fix sitemap to use www.veloxp.com consistently
- Add security headers: CSP, X-Frame-Options, X-Content-Type-Options, Referrer-Policy
- Add AI crawler directives to robots.txt
- Implement Service, FAQ, LocalBusiness, BreadcrumbList schema
- Claim and optimize Google Business Profile
- Create Crunchbase, Clutch, G2, DesignRush, GoodFirms profiles

Build content authority and review base (Days 15-45)

- Publish 5 data-driven blog posts with original research
- Build dedicated /about page
- Request reviews from existing clients
- Add physical address and phone to website
- Create downloadable assets and case study PDFs
- Launch monthly AI Visibility Index report

AI visibility push (Days 46-90)

- Guest post on 3 industry publications
- Launch YouTube content demonstrating AI Squad
- Build backlinks through HARO and partnerships
- Productize AI Squad as named platform

Phase 4: Re-Audit (Day 90)

- Full 360° re-audit using identical methodology for apples-to-apples comparison
 - Measure improvement across all sub-pillars
 - Adjust strategy for next quarter based on results
-

Services

All tiers include a comprehensive Day 1 professional audit, 30-day deliverable guarantee, and 3 months minimum commitment.

Standard Service Tiers

Discover — \$1,500/mo

Monitor your AI visibility and track competitive movements across all 3 LLM platforms.

- Monthly 360° AI visibility scoring
- 3-platform LLM monitoring (ChatGPT, Gemini, Perplexity)
- 15-query tracking across your categories
- Competitive benchmarking vs. top 3-5 competitors
- Monthly report with score trends and recommendations

Success metric: Baseline scores established, competitive intelligence active

Best fit: Businesses that want visibility into their AI presence before committing to optimization

Implement — \$4,500/mo RECOMMENDED

Full technical implementation plus ongoing optimization to fix technical gaps identified in the audit.

- Everything in Discover
- Schema.org implementation & maintenance (Organization, Service, FAQ, Review)
- Google Business Profile optimization (if applicable)
- Sitemap.xml creation and submission
- Robots.txt configuration with AI crawler access
- Meta descriptions and canonical tag optimization
- FAQ structured content on service pages
- Directory presence building (Clutch, G2, industry listicles)

Success metric: Move from baseline to 7.0+ within 90 days, 60%+ discovery rate

Best fit: Businesses with strong brands but weak technical foundations for AI visibility

Operate — \$7,500/mo

Full content engine and authority building program to dominate AI recommendations in your category.

- Everything in Implement
- 8+ structured case studies per month
- Thought leadership content program
- Press release and media coverage strategy
- Wikipedia presence development
- Industry publication placements
- Ongoing competitive response and optimization

Success metric: Category leadership position in AI recommendations, 80%+ discovery rate

Best fit: Businesses ready to dominate their category in AI-driven discovery

Growth — \$9,500/mo

Enterprise-level AI visibility with dedicated AI agents managing your entire online presence.

- Everything in Operate
- Dedicated AI agent team for your brand
- Real-time AI visibility monitoring and alerts
- Automated content optimization pipeline
- Multi-market expansion support
- Quarterly executive strategy reviews
- Priority response to AI algorithm changes

Success metric: Market-leading AI visibility scores, sustained 90%+ discovery rate across all platforms

Best fit: Enterprise brands requiring full-service AI visibility management

Our Recommendation for VeloXP

We recommend the Implement tier because it closes the highest-leverage gaps first: technical SEO foundations, structured data deployment, Google Business Profile, and third-party trust signals. This is the shortest path from invisible to discoverable.

- Fix all technical SEO issues (security headers, schema, sitemap)
- Build and optimize Google Business Profile

- Create 5+ directory profiles with verified reviews
- Implement structured data across all service pages
- Monthly re-scoring toward 6.5+ target

Implement tier (\$4,500/mo) is the right fit because VeloXP does not have an awareness problem alone — it has an execution gap. The next 30 days should focus on canonical technical fixes, schema deployment, directory/profile creation, and review generation so the site becomes machine-readable, locally credible, and easier for AI systems to cite.

Target Outcomes

6.5+ 360 score within 90 days, 30%+ AI discovery rate, 20+ verified reviews

90-Day Targets

METRIC	CURRENT	90-DAY TARGET	METHOD
360 Visibility Score	4.2/10	6.2/10	Full implementation
AI Visibility Score	2.8/10	5.3/10	Schema + content + authority
AI Discovery Rate	0%	70-80%	Content optimization
Schema Types	1-2	5+	Product, FAQ, Review, Breadcrumb, Article
Trust Nodes	Limited	15+	Directory submissions + PR
Technical SEO	5.8/10	6.8/10	Schema + speed + meta
Revenue Recovery	\$0	\$180K - \$360K / year	AI visibility improvement

6-Month Vision

METRIC	TARGET	METHOD
360 Score	7.2-8.2	Sustained optimization
AI Discovery Rate	80-90%	Dominant category presence
New leads from AI	3-8/month	Direct AI-driven discovery
Competitor displacement	Top 3 in category	Schema + content + PR advantage
Revenue impact	Recover \$180K - \$360K / year	Full funnel optimization

Why This Matters Now

AI-powered search is experiencing exponential growth. ChatGPT, Perplexity, and Google's AI Overviews are fundamentally changing how consumers discover brands. Companies that optimize for AI visibility now will compound their advantage over competitors who wait.

For VeloXP, the opportunity is significant:

- **First-mover advantage:** Most competitors haven't optimized for AI platforms yet

- **Compounding returns:** AI visibility improvements compound over time as platforms learn to trust and recommend optimized brands
- **Revenue recovery:** Estimated \$180K - \$360K / year in annual revenue is being lost to competitors who are visible in AI discovery queries
- **Technical foundation:** The fixes are primarily structural (schema, content) — not requiring massive budget increases

Ready to Get Started?

Schedule a strategy call to discuss your custom implementation plan.

Max Koby — max@veloxp.com

About This Assessment: Snapshot vs. Complete 360 Audit

What You Received (Snapshot — This Report)

This report provides a rapid assessment of VeloXP's current AI visibility and technical SEO health. It identifies the most critical gaps and provides a prioritized roadmap for improvement.

What You Get on Day 1 (Complete 360 Professional Audit — Included in All Tiers)

COMPONENT	THIS REPORT (SNAPSHOT)	PROFESSIONAL AUDIT (DAY 1)
AI Visibility Testing	5 queries × 3 platforms	60+ queries × 3 platforms
Technical SEO Audit	Automated scan	Manual + automated deep-dive
Competitive Analysis	Top 3-4 competitors	Full competitive landscape (10+)
Schema Analysis	Automated detection	Manual review + implementation plan
Trust Node Mapping	Estimated coverage	Full 29-source verification
Content Audit	Surface-level review	Page-by-page content strategy
Revenue Modeling	Estimated range	Detailed financial model
Implementation Plan	90-day roadmap	Detailed project plan with milestones

Methodology

PARAMETER	VALUE
Framework	VeloXP 360° Online Visibility Model
AI Platforms Tested	ChatGPT (GPT-4o), Perplexity (Sonar Pro), Gemini (2.5 Flash)
Queries Executed	15 (5 prompts × 3 platforms)
Layers Analyzed	2 + E-E-A-T overlay (AI Visibility, Technical SEO)
Sub-Pillars Scored	14 + 3 overlay metrics
Assessment Type	Snapshot (automated + manual review)
Date	March 11, 2026

About VeloXP

VeloXP is an AI-driven growth and operations agency led by Max Koby, a founder with 22+ years of operating experience and a prior Inc. 5000 company (#632). This assessment uses VeloXP's enhanced 360 visibility framework: Layer 1 measures AI discovery and citation patterns, Layer 2 applies the technical-seo-checker and on-page-seo-auditor skills, Layer 3 evaluates local/GBP signals, and the E-E-A-T overlay uses the content-quality-auditor against the CORE-EEAT benchmark. The goal is not just to score visibility, but to turn technical, authority, and content signals into a concrete implementation plan that improves how AI systems discover and recommend a brand.

Contact: Max Koby — max@veloxp.com | veloxp.com

This report is valid for 90 days from the date of generation. Pricing is subject to change. All scores reflect the state of the web at the time of audit.